

New fence to be installed

New fence to be installed

Existing surface to be broken out and top soil to be ctd

New fence to be installed

New fence to be installed

Existing surface to be broken out and top soil to be ctd

NEW FOOTPATH TO ALIGN WITH EXISTING

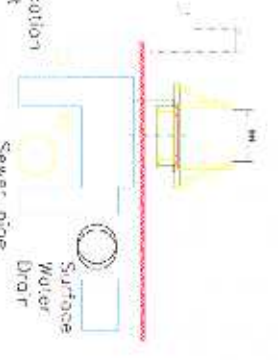

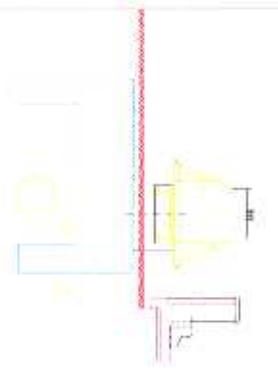
EXTENT OF FOOTPATH RE-ALIGNMENT

New Footbridge

Notes omitted for clarity

FOOTBRIDGE FOUNDATIONS TO BE LOCATED ON TEMPORARY BRIDGE FOUNDATIONS POSITIONED TO SUIT FINAL DESIGN

FOR DETAILS OF FOOTBRIDGE DESIGN AND SETTING OUT SEE STANDARDS DRAWING DRG No. SD/117/A1



Possible location of L.W. duct

Surface Water Draft
Sewer pipe

ELEVATION A-A

SECTION B-B

The drawing shall be read in conjunction with all drawings listed on page 2 of Schedule 1

NO.	REV.	DATE	BY	CHKD.	DESCRIPTION
1	1				AS SHOWN

APPROVAL ARRANGEMENT OF NEW FOOT BRIDGE

BRIDGE STRUCTURE ENGINEER
CLIVE BRADMAN ROAD
10-11 WATERS

SURREY
COUNCIL
3246
22/6/17
PRESENTATION